




866PE
Inserti maschio esagonale per avvitatori

ISO 2351-3

- Attacco esagonale 5/16".
- Per avvitatori manuali, elettrici e pneumatici.

	art.	mm	L mm	 g
008660100	866PE 3	3	30	8
008660105	866PE 4	4	30	8,4
008660110	866PE 5	5	30	9,6
008660115	866PE 6	6	30	10,4
008660117	866PE 7	7	30	11,0
008660120	866PE 8	8	30	12,4
008660125	866PE 10	10	30	16,4
008660132	866PE 12	12	30	16,8
008660134	866PE 14	14	30	17,5

